

# REMOTE CONTROL SWITCH (580m)

**LONG  
DISTANCE**







LK-102RLV



LK-102RLVP



- ◆ Power source : Receiver : DC 12 ~ 24V  
Transmitter : DC 12V(A23) battery
- ◆ Effective distance : more than 580m (1900ft), line of sight.
- ◆ Frequency : 380 MHz(RF)
- ◆ Code combination : 10-bit DIP switch
- ◆ Mode selection : pulse or ON/OFF
- ◆ Relay contact : 5A/125VAC
- ◆ Dimension : Receiver : 48<sup>W</sup> x 87<sup>L</sup> x 23<sup>D</sup> mm  
Transmitter : 37<sup>W</sup> x 70<sup>L</sup> x 15<sup>D</sup> mm

<b>RC Mode</b>	 1  2	Press button 1 or 2, the RELAY will be turned on until the button is released.
<b>RM Mode</b>	 1  2	Press button 1 or 2, the RELAY will be turned on and stay on for approximately 1 second.
<b>R2 Mode</b>	 1	Press button 1, the RELAY will be turned on.
	 2	Press button 2, the RELAY will be turned off.